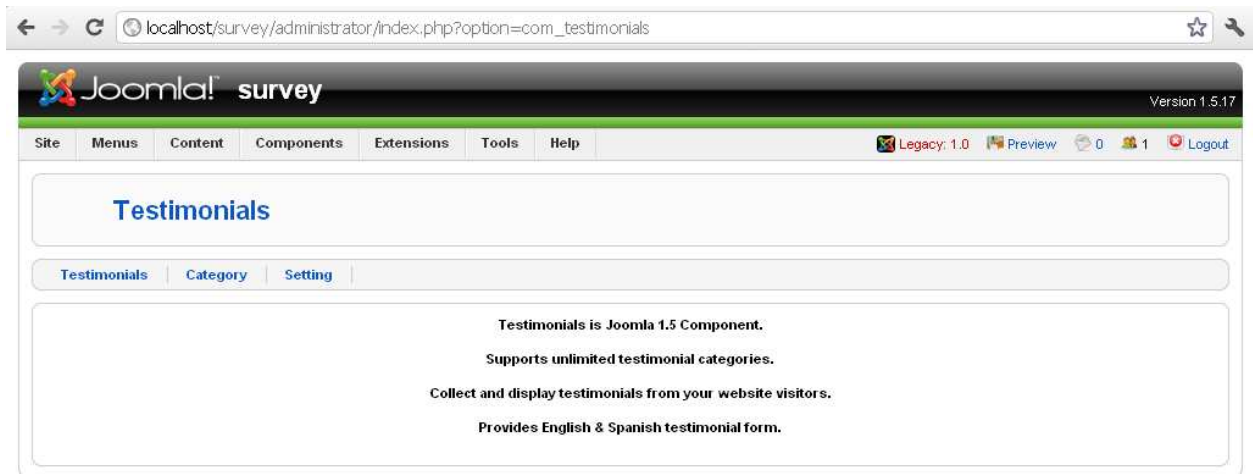


Testimonial Component

Features:

- Supports unlimited testimonial categories.
- Collect and display testimonials from registered users.
- Provides English & Spanish testimonial form and testimonials view.
- Can display published Testimonials at front end.
- Admin Email Id setting
- Publish/Unpublish categories.
- Joomla 1.5 Component.
- Captcha Security
- Email sent to user

Back end: Install com_testimonials from Extension – install/uninstall menu. After selecting Testimonials menu following home page opens.



After selection Testimonials tab following window opens. From which administrator can see, publish, unpublish, delete testimonials entered by user.

localhost/surveynew/administrator/index.php?option=com_testimonials&controller=list

Joomla! surveynew Version 1.5.17

Site Menus Content Components Extensions Tools Help Legacy: 1.0 Preview 0 2 Logout

Testimonials List

Delete Publish Unpublish

Testimonials Category Setting

#	<input type="checkbox"/>	Name	E-mail	Date	Category	Testimonial	Published	ID	Votes
1	<input type="checkbox"/>	shreya	shdhumal@gmail.com	2012-01-30 10:45:40	Development	Usted ha hecho un gran trabajo con el desarrollo, pero se puede mejorar aún más por hacer más.	<input checked="" type="checkbox"/>	2	4
2	<input type="checkbox"/>	Administrator	admin@gmail.com	2012-01-30 10:42:18	Design	Thanks for presenting, and it went well. There are a few things to note to make it better next time it's presented. I think that we could have stopped after slide 6, and I think that we could have made the points on slide 4 graphically. Let's find some time to work on that. Also, next time, make sure you state the "ask" at the beginning.	<input checked="" type="checkbox"/>	1	5

Display # 20

From category tab administrator can add,edit,delete ,publish,unpublish categories.

localhost/surveynew/administrator/index.php?option=com_testimonials&controller=category

Joomla! surveynew Version 1.5.17

Site Menus Content Components Extensions Tools Help Legacy: 1.0 Preview 0 2 Logout

Category Setup

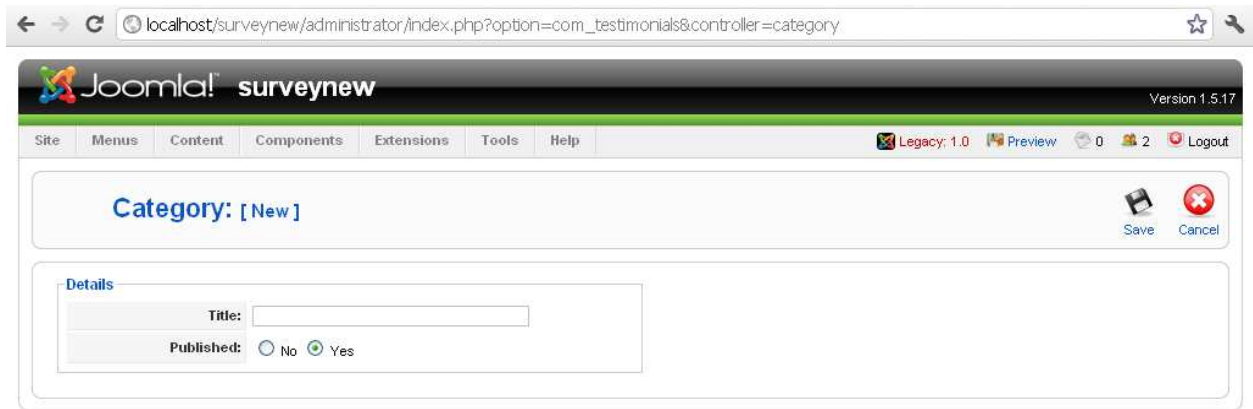
Delete New Edit Publish Unpublish

Testimonials Category Setting

#	<input type="checkbox"/>	Category Name	Published	Category ID
1	<input type="checkbox"/>	Bug Fixing	<input checked="" type="checkbox"/>	4
2	<input type="checkbox"/>	Client Communication	<input checked="" type="checkbox"/>	3
3	<input type="checkbox"/>	Development	<input checked="" type="checkbox"/>	2
4	<input type="checkbox"/>	Design	<input checked="" type="checkbox"/>	1

Display # 20

After clicking on New following form opens to insert and save categories.

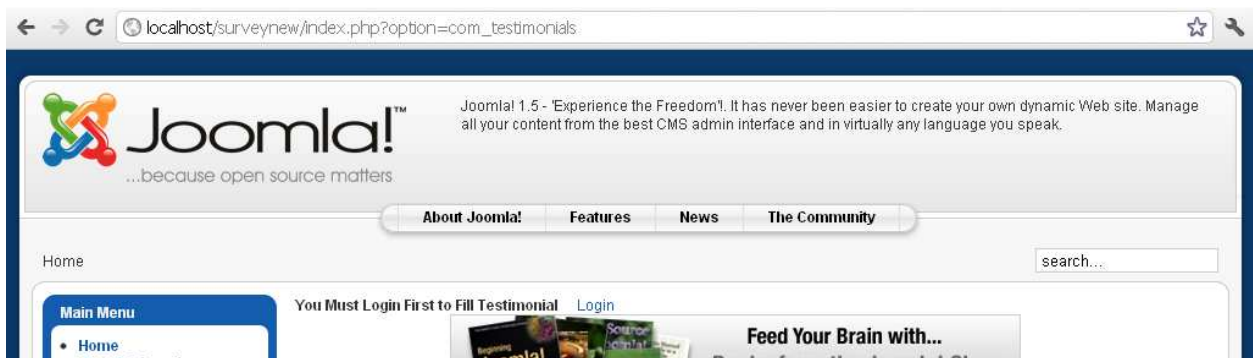


From Setting tab administrator's email Id can be set to send mails if user wants.

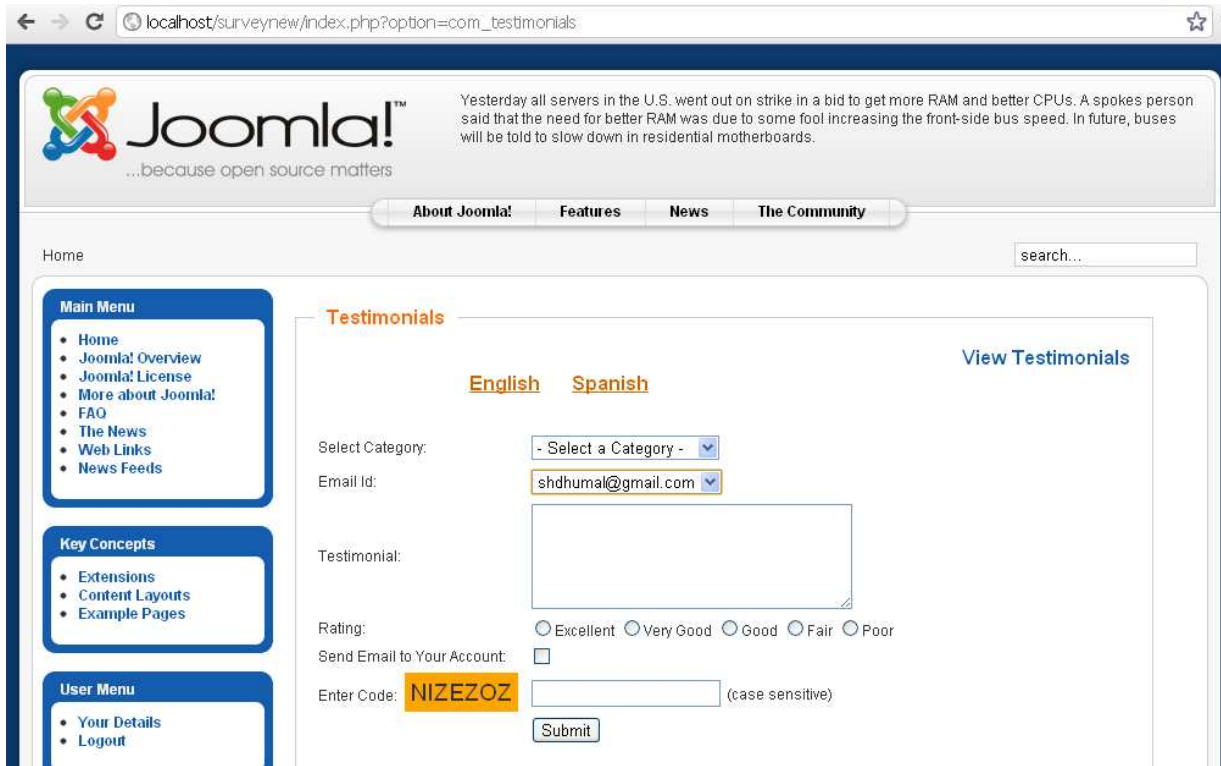


Front End:

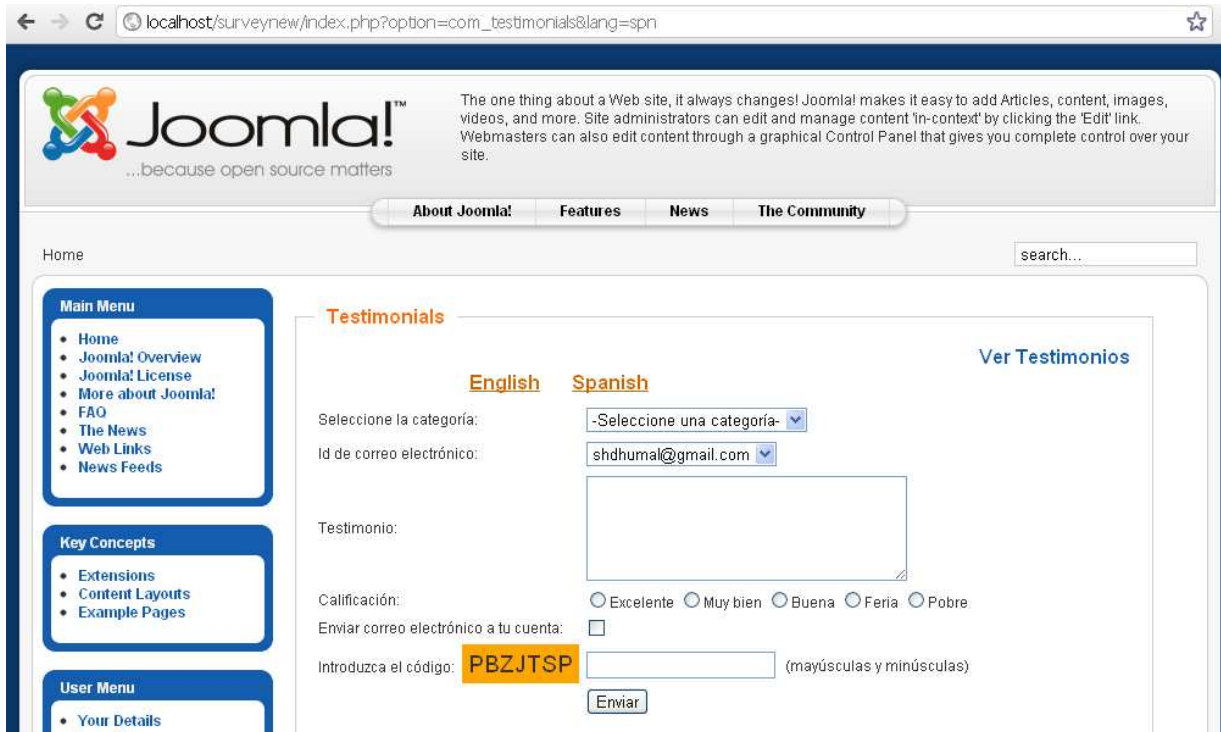
At the front end side, only registered user can see and fill Testimonial form. User must have to login first.



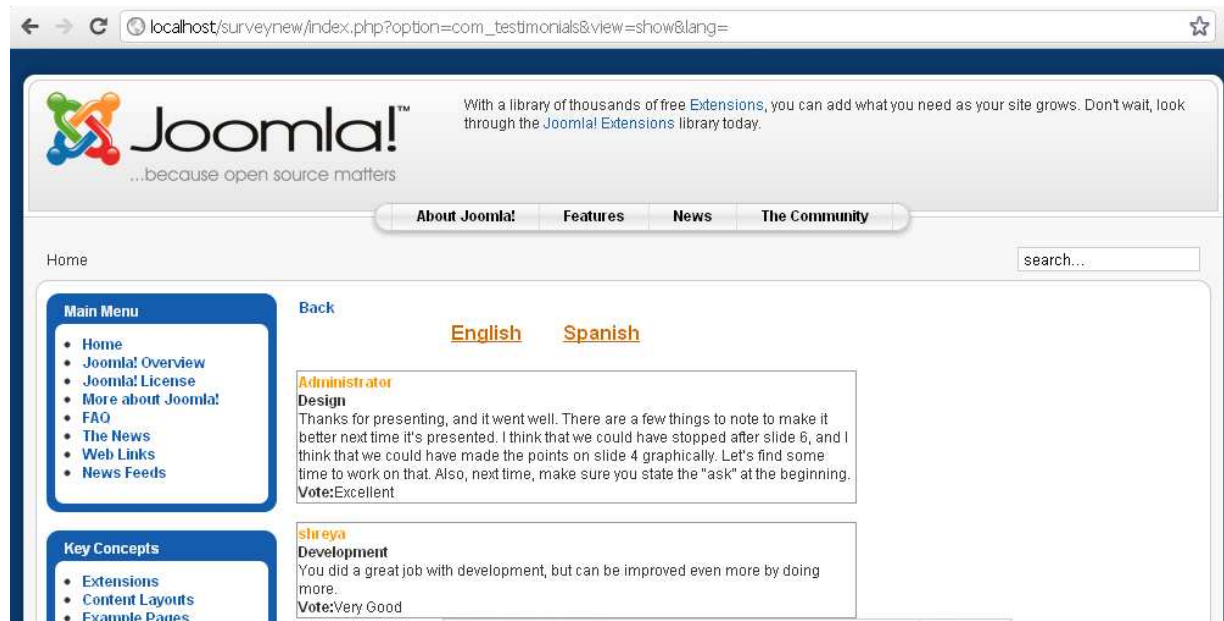
After login Testimonial form is displayed as follows. By default form is in English language. 2 links are provided- English & Spanish. And at right side View Testimonials link provided.



After clicking on Spanish, form is displayed in Spanish language as follows.



View Testimonials link shows all testimonials entered by user and published by administrator. It also provides 2 links English & Spanish. By default displayed in language selected by user.



Spanish language shows all testimonials and other details in Spanish language. Back link is provided to go back to testimonial form



Summary:

Testimonials is a Joomla Component that works natively in Joomla 1.5 environment. This is a very simple and user friendly testimonial component. Using this component you can easily able to add, edit, delete categories, and accept testimonials, votes from your clients or visitors in English / Spanish language. A component used to display testimonials on your Joomla! based site in both English, Spanish language. The Testimonials Component is a useful tool for managing and administering testimonials that will be left by the visitors of your site. Captcha facility to protect yourself from spam.