

## Document for com\_matrimony component

### Features of component :

Note : This com\_kft\_matrimony component work best in combination with com\_kft\_membership , com\_faq , com\_kftguestbook.

### Front End:

- 1> Visitors/non registered user can do basic search, advance search for matrimony profiles ,Read FAQs ,read and add comments/feedback , read success stories.
- 2> Register user can add, edit profile to site. User can add , edit basic information ,Education and career information, about family ,about location, about My Preferred Partner.
- 3> Register user can upload his album of photos .Also upload videos , add success stories.
- 4> Register user can see messages sent and received. Also can see interest requests send and see replies to requests.
- 5> Register user can see shortlisted profiles. Also can see search lists saved by him.
- 6> Register user can do basic and advance search for matrimony profiles. After search matching profiles displayed. He can view profile , print profile page ,add into shortlist ,send message, send request for contact, report abuse for searched profile.
- 7> Register user can update membership. Payment processing through paypal.

### Back End:



- 1> Admin can **manage profiles** publish, unpublish , delete profiles of member from backend.
- 2> Admin can **manage abuse reports** delete reports of member from backend.
- 3> Admin can **manage messages** delete messages, view profiles, edit user's information of member from backend.
- 4> Admin can **manage user requests** delete requests, view profiles, edit user's information of member from backend.
- 5> Admin can **manage album** publish, unpublish , delete album , view profiles, edit user's information of member from backend.
- 6> Admin can **manage videos** publish, unpublish , delete , edit videos of member from backend.
- 7> Admin can **manage site information** add new , edit , publish, unpublish , delete site contact us informations.
- 8> Admin can **manage success stories** add new , edit , publish, unpublish , delete success stories.
- 9> Admin can **manage membership access** [Note : install com\_kft\_membership].
- 10> Admin can **manage comments** . [Note : install com\_kftguestbook].
- 11> Admin can **manage FAQs** . [Note : install com\_faq].

## Installation and Use of component

First install component from backend .

You can see kft\_matrimony sub tab under component tab.

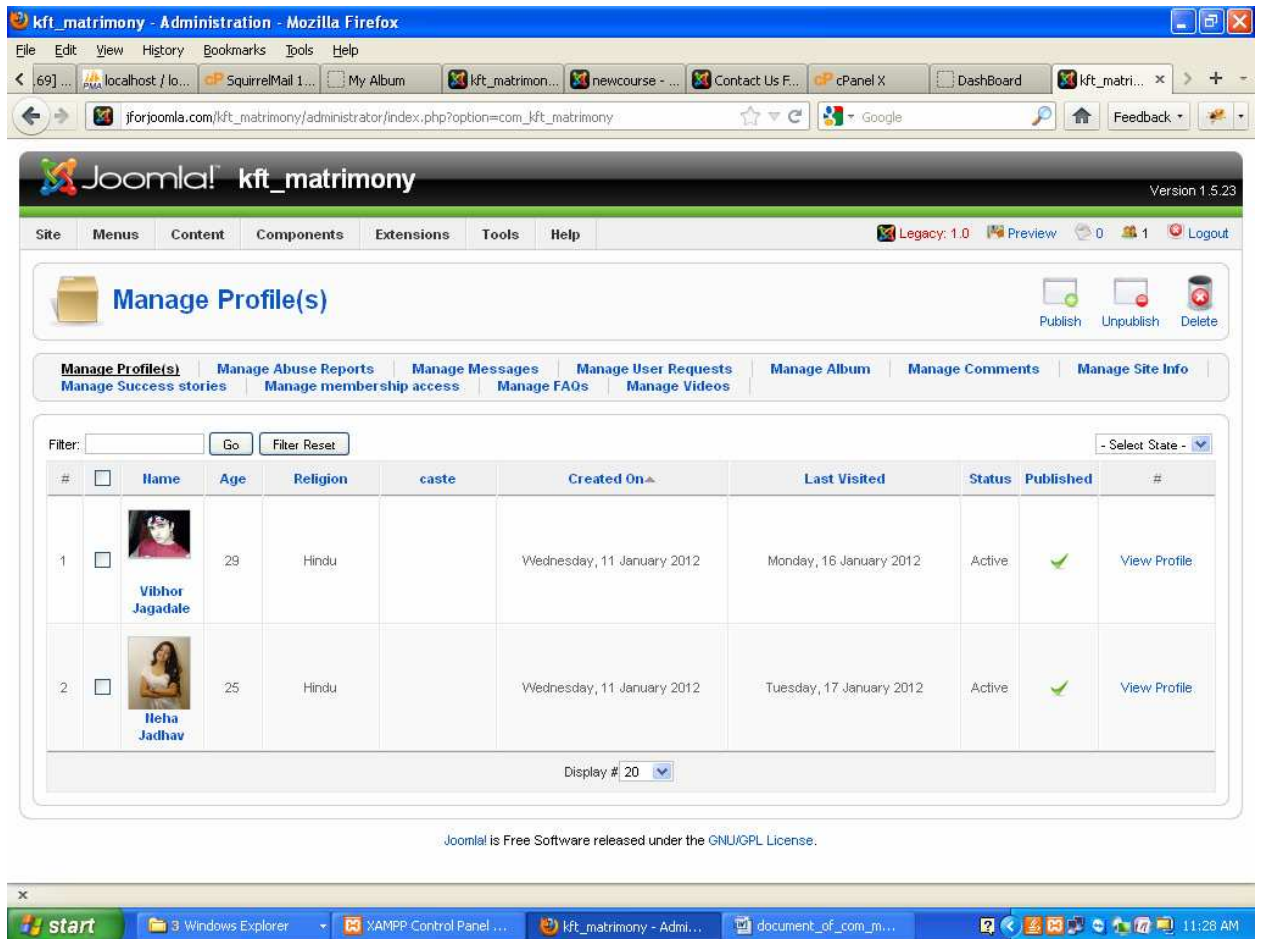
The screenshot shows the Joomla! Administration interface for the kft\_matrimony component. The browser window title is "kft\_matrimony - Administration - Mozilla Firefox". The address bar shows the URL: "http://jforjoomla.com/kft\_matrimony/administrator/index.php?option=com\_kft\_matrimony". The Joomla! logo and version "1.5.23" are visible at the top. The main navigation menu includes Site, Menus, Content, Components, Extensions, Tools, and Help. The Components menu is expanded, showing a list of components including .Subscription Plans, Banner, Contacts, faq, Guest Book, kft\_matrimony (highlighted), News Feeds, Polls, Search, and Web Links. The Manage Profiles tab is active, displaying a table of member profiles. The table has columns for #, Name, Age, caste, Created On, Last Visited, Status, Published, and #. Two profiles are listed: Vibhor Jagadale (Age 29, Hindu, Created On Wednesday, 11 January 2012, Last Visited Monday, 16 January 2012) and Heha Jadhav (Age 25, Hindu, Created On Wednesday, 11 January 2012, Last Visited Tuesday, 17 January 2012). Both profiles are Active and Published. The interface also includes a filter, a "Go" button, and a "Display # 20" dropdown.

#	Name	Age	caste	Created On	Last Visited	Status	Published	#
1	 Vibhor Jagadale	29	Hindu	Wednesday, 11 January 2012	Monday, 16 January 2012	Active	✓	<a href="#">View Profile</a>
2	 Heha Jadhav	25	Hindu	Wednesday, 11 January 2012	Tuesday, 17 January 2012	Active	✓	<a href="#">View Profile</a>

[At manage profiles tab :](#)

You can see all information of members .

Admin can **manage profiles** publish, unpublish , delete profiles of member from backend



[At manage abuse reports tab :](#)

Admin can **manage abuse reports** delete reports of member from backend.

[At manage messages tab :](#)

Admin can **manage messages** delete messages, view profiles, edit user's information of member from backend.

[At manage user request tab :](#)

Admin can **manage user requests** delete requests, view profiles, edit user's information of member from backend.

Browser: kft\_matrimony - Administration - Mozilla Firefox  
 URL: jforjoomla.com/kft\_matrimony/administrator/index.php?option=com\_kft\_matrimony&c=req\_contacts

**Joomla! kft\_matrimony** Version 1.5.23

Site Menus Content Components Extensions Tools Help Legacy: 1.0 Preview 0 1 Logout

### Manage User Request Details

Manage Profile(s) Manage Abuse Reports Manage Messages **Manage User Requests** Manage Album Manage Comments Manage Site Info  
 Manage Success stories Manage membership access Manage FAQs Manage Videos

Filter:  Go Filter Reset - Select State -

#	<input type="checkbox"/>	Title	Created By	Created On	Sent to
1	<input type="checkbox"/>	I am interested in your profile. Please "Accept" if you are interested Reply : No Reply Message Status : New	Neha Jadhav [View Profile]	Thursday, 12 January 2012	Vibhor Jagadale [View Profile]
2	<input type="checkbox"/>	I am interested in your profile. Please "Accept" if you are interested Reply : No Reply Message Status : New	Neha Jadhav [View Profile]	Friday, 13 January 2012	Vibhor Jagadale [View Profile]

Display # 20

Joomla! is Free Software released under the GNU/GPL License.

http://jforjoomla.com/kft\_matrimony/administra...ex.php?option=com\_kft\_matrimony&c=req\_contacts

Windows Explorer XAMPP Control Panel kft\_matrimony - Admi... document\_of\_com\_m...

11:32 AM

At manage album tab :

Admin can **manage album** publish, unpublish , delete album , view profiles, edit user's information of member from backend.

kft\_matrimony - Administration - Mozilla Firefox

File Edit View History Bookmarks Tools Help

localhost / lo... SquirrelMail 1... My Album kft\_matrimon... newcourse - ... Contact Us F... cPanel X DashBoard kft\_matri... x

iforjoomla.com/kft\_matrimony/administrator/index.php?option=com\_kft\_matrimony&c=createalbum

Joomla! kft\_matrimony Version 1.5.23



Site Menus Content Components Extensions Tools Help Legacy: 1.0 Preview 0 1 Logout

Manage Album Photos Publish Unpublish Delete

Manage Profile(s) Manage Abuse Reports Manage Messages Manage User Requests **Manage Album** Manage Comments Manage Site Info

Manage Success stories Manage membership access Manage FAQs Manage Videos

Filter:  Go Filter Reset - Select State -

#	<input type="checkbox"/>	Title	Created By	Created On	Published
1	<input type="checkbox"/>		neha [View Profile]	Wednesday, 11 January 2012 12:49	<input checked="" type="checkbox"/>
2	<input type="checkbox"/>		Vibhor [View Profile]	Wednesday, 11 January 2012 13:23	<input checked="" type="checkbox"/>

Display # 20

Joomla! is Free Software released under the GNU/GPL License.

start 3 Windows Explorer XAMPP Control Panel ... kft\_matrimony - Admi... document\_of\_com\_m... 11:34 AM

[At manage site information tab :](#)

Admin can **manage site information** add new , edit , publish, unpublish , delete site contact us informations

Browser: kft\_matrimony - Administration - Mozilla Firefox  
 URL: jforjoomla.com/kft\_matrimony/administrator/index.php?option=com\_kft\_matrimony&c=manage\_siteinfo

**Joomla! kft\_matrimony** Version 1.5.23

Site Menus Content Components Extensions Tools Help Legacy: 1.0 Preview 0 1 Logout

**Manage Site Info** Publish Unpublish Delete Edit New

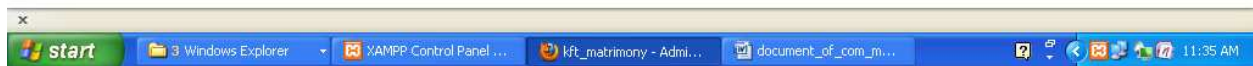
[Manage Profile\(s\)](#)
[Manage Abuse Reports](#)
[Manage Messages](#)
[Manage User Requests](#)
[Manage Album](#)
[Manage Comments](#)
[Manage Site Info](#)

[Manage Success stories](#)
[Manage membership access](#)
[Manage FAQs](#)
[Manage Videos](#)

#	<input type="checkbox"/>	Site Name	City	Address	Phone No	Fax No	E-mail	Published
1	<input type="checkbox"/>	Example.Matrimony.com	Mumbai	People Interactive (I) Pvt. Ltd. 83/C , Hansraj Pragji Building, Next to TATA Motors, Off Dr. E. Mos.	+91-22-44883456		example@gmail.com	✓
2	<input type="checkbox"/>	Example.Matrimony.com	Pune	People Interactive (I) Pvt Ltd House no. 86, 2nd Floor Above Trends M G Road Landmark : Opp. Kohinoor	+91-20-44883421		example@gmail.com	✓

Display # 20

Joomla! is Free Software released under the GNU/GPL License.



[At manage success stories tab :](#)

Admin can **manage success stories** add new , edit , publish, unpublish , delete success stories.

kft\_matrimony - Administration - Mozilla Firefox

File Edit View History Bookmarks Tools Help

localhost / lo... SquirrelMail 1... My Album kft\_matrimon... newcourse - ... Contact Us F... cPanel X DashBoard kft\_matri... x

iforjoomla.com/kft\_matrimony/administrator/index.php?option=com\_kft\_matrimony&c=manage\_storys

**Joomla! kft\_matrimony** Version 1.5.23

Site Menus Content Components Extensions Tools Help Legacy: 1.0 Preview 0 1 Logout

**Manage success Storys** Publish Unpublish Delete Edit New

Manage Profile(s) Manage Site Info Manage Abuse Reports Manage Success stories Manage Messages Manage membership access Manage User Requests Manage FAQs Manage Album Manage Videos Manage Comments

#	<input type="checkbox"/>	Member Name	Member Id	Partner's Name	Partner's Id	Wedding Date	Yet to Fix	Story	Published
1	<input type="checkbox"/>	Ela Mane	6	Raj Kumar	52	2010-09-12	No	We woul Read More	✓
2	<input type="checkbox"/>	seema	89	ramesh	96	2012-06-21	No	fhgfh Read More	✗
3	<input type="checkbox"/>	Gauri	40	Sharukh	41	2012-01-07	No	We met Read More	✓
4	<input type="checkbox"/>	qbbb	65	ssss	95	2012-01-04	No	Read More	✗
5	<input type="checkbox"/>	dsfd	69	tgfgf	874	2012-01-20	No	gfgfdg Read More	✗
6	<input type="checkbox"/>	Arnab	63	Shrevoshi	369	2011-01-21	No	ffffff Read More	✗

http://iforjoomla.com/kft\_matrimony/administra...php?option=com\_kft\_matrimony&c=manage\_storys

start 3 Windows Explorer XAMPP Control Panel ... kft\_matrimony - Admi... document\_of\_com\_m... 11:37 AM

[At manage videos tab :](#)

Admin can **manage success stories** edit , publish, unpublish , delete videos.

The screenshot shows the Joomla! administration interface for 'kft\_matrimony' (Version 1.5.23). The main menu includes Site, Menus, Content, Components, Extensions, Tools, and Help. The 'Manage Video' section is active, displaying a table with the following data:

#	<input type="checkbox"/>	User_id	Date_added	Date_updated	Photo	Published
1	<input type="checkbox"/>	64	2012-01-16 12:58:48	2012-01-16 12:58:48	4175c2b4-efb7-3589-7a5e-000022f32fa7_avseq08.dat	<input checked="" type="checkbox"/>

Below the table, there is a 'Display # 20' dropdown menu. The Joomla! logo and version number are visible in the top left and right corners respectively. The bottom of the screenshot shows the Windows taskbar with the start button and several open applications including Windows Explorer, XAMPP Control Panel, and the Joomla! administration interface.

[At manage comments tab](#) : [only when com\_kftguestbook installed].

Admin can **manage comments** .

Only published Comments displays in front.

Admin can manage guestbooks , messages.

Admin can add his own comments to message of users.

The screenshot shows the Joomla! administration interface for 'kft\_matrimony' (Version 1.5.23). The 'Messages Info' section is active, displaying a table of messages. The table has columns for #, ID, Guest Book Id, User Id, Name, E-mail, Title, Content, Date And Time, Comments, and Published. Two messages are listed:

#	ID	Guest Book Id	User Id	Name	E-mail	Title	Content	Date And Time	Comments	Published
1	1	1	62	Vibhor	Vibhor123@gmail.com	Hi!	I tried the your site and got a lot of responses initially. I was so excited I became a member.	2012-01-12 - 01:01:32PM	Thanks	✓
2	3	1	62	harish	harish@gmail.com	Nice	Excellent site.Very helpful. 8)	2012-01-12 - 04:02:10PM		✓

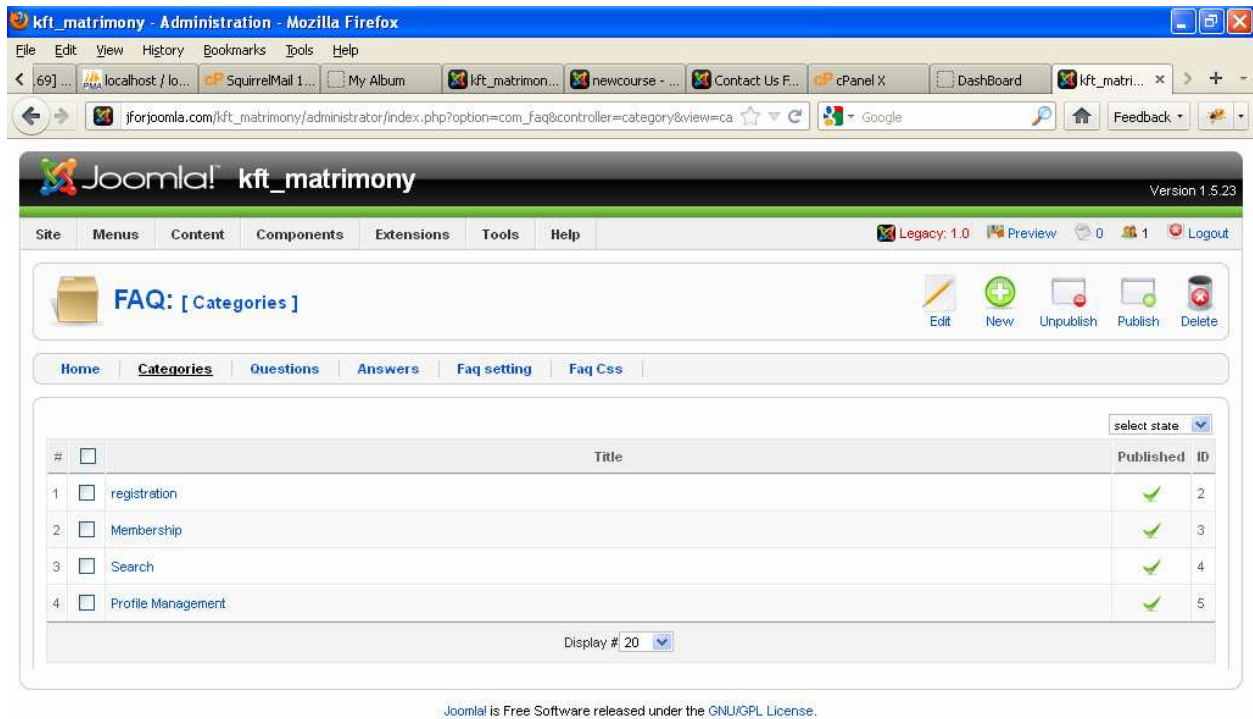
Below the table, there is a 'Display # 20' dropdown menu. At the bottom of the page, it states 'Joomla! is Free Software released under the GNU/GPL License.'



### [At manage Faqs tab :](#)

Admin can manage Faqs.[only when com\_faq installed].

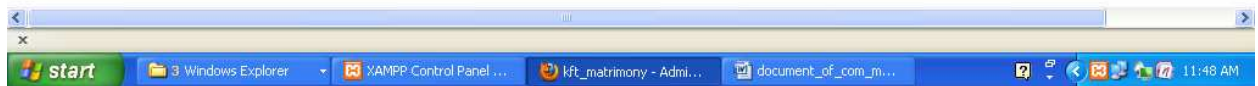
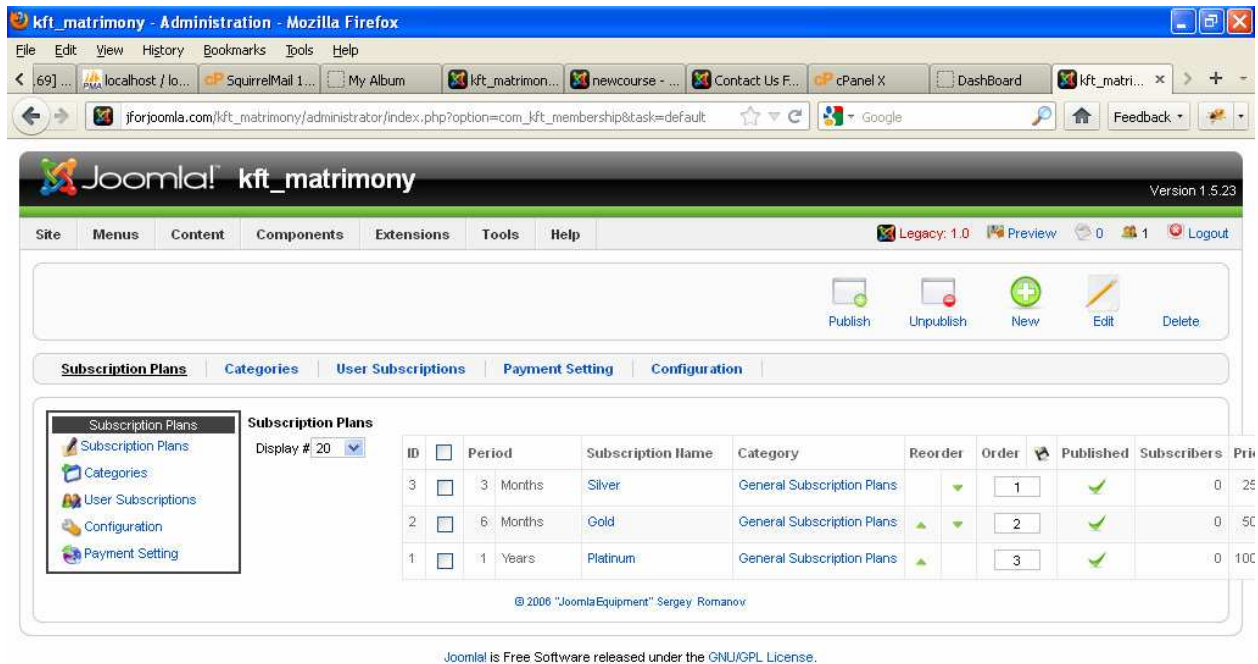
Admin can create categories ,add questions ,Add answers,settings for component, settings for different css.



### [At manage membership access tab :](#)

Admin can manage membership access.[only when com\_kft\_membership installed].

Admin can create categories ,subscription plans ,user subscription ,payment settings , configuration for component.



## At Front End

You have to create front end menus for this component as

- 1> Basic search 2>Advanced search 3>Contact us 4>FAQs 5>Comments 6>Success Stories

From backend create these menus.

1>For Basic search menu select kft\_matimony ->profilesearch -> Default Layout.

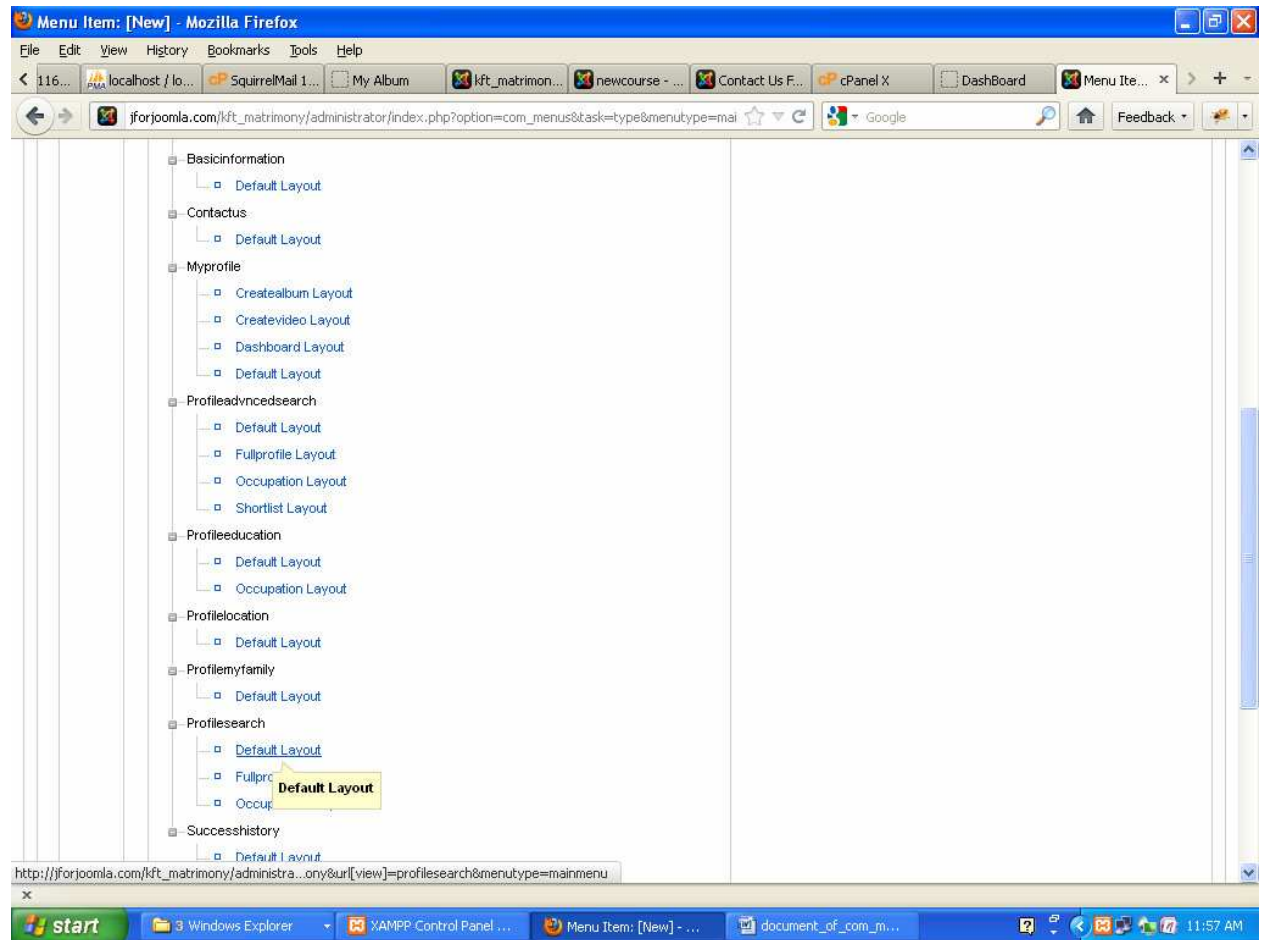
2> For Advanced search menu select kft\_matimony -> Profileadvncedsearch -> Default Layout.

3> For Contact Us menu select kft\_matimony -> contactus -> Default Layout.

4> For FAQs menu select faq ->Faq -> Default Layout.

5> For Comments menu select Guest Book ->Kftguestbook -> Default Layout.

6> For Success Stories menu select kft\_matimony ->Successhistory -> Default Layout.



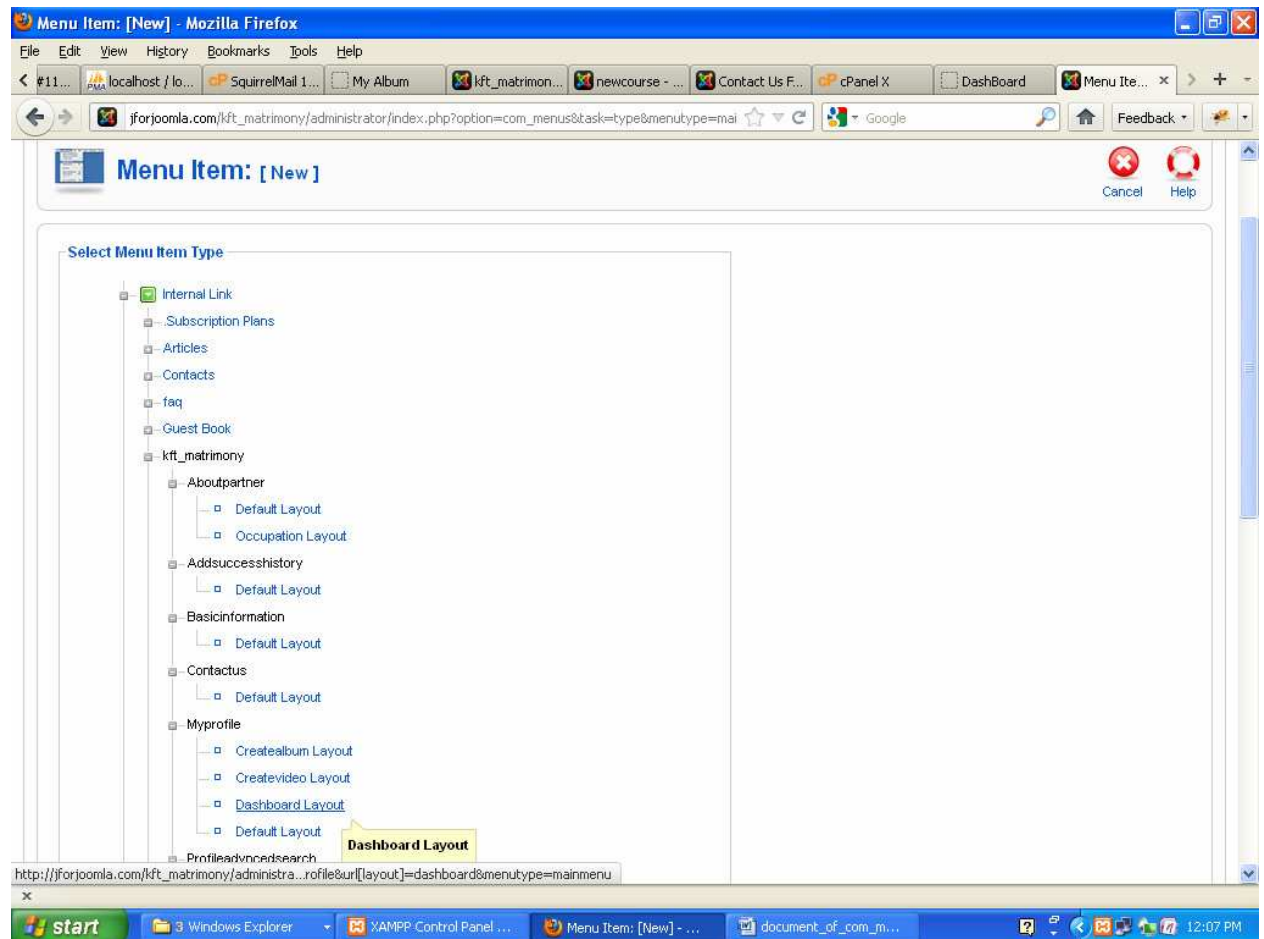
Also You have to create 2 user menus

1>My Profile 2>Update membership

From backend create these menus.

1>For My Profile menu select kft\_matimony ->Myprofile -> Dashboard layout.

2> For Update Membership menu select Subscription Plans.



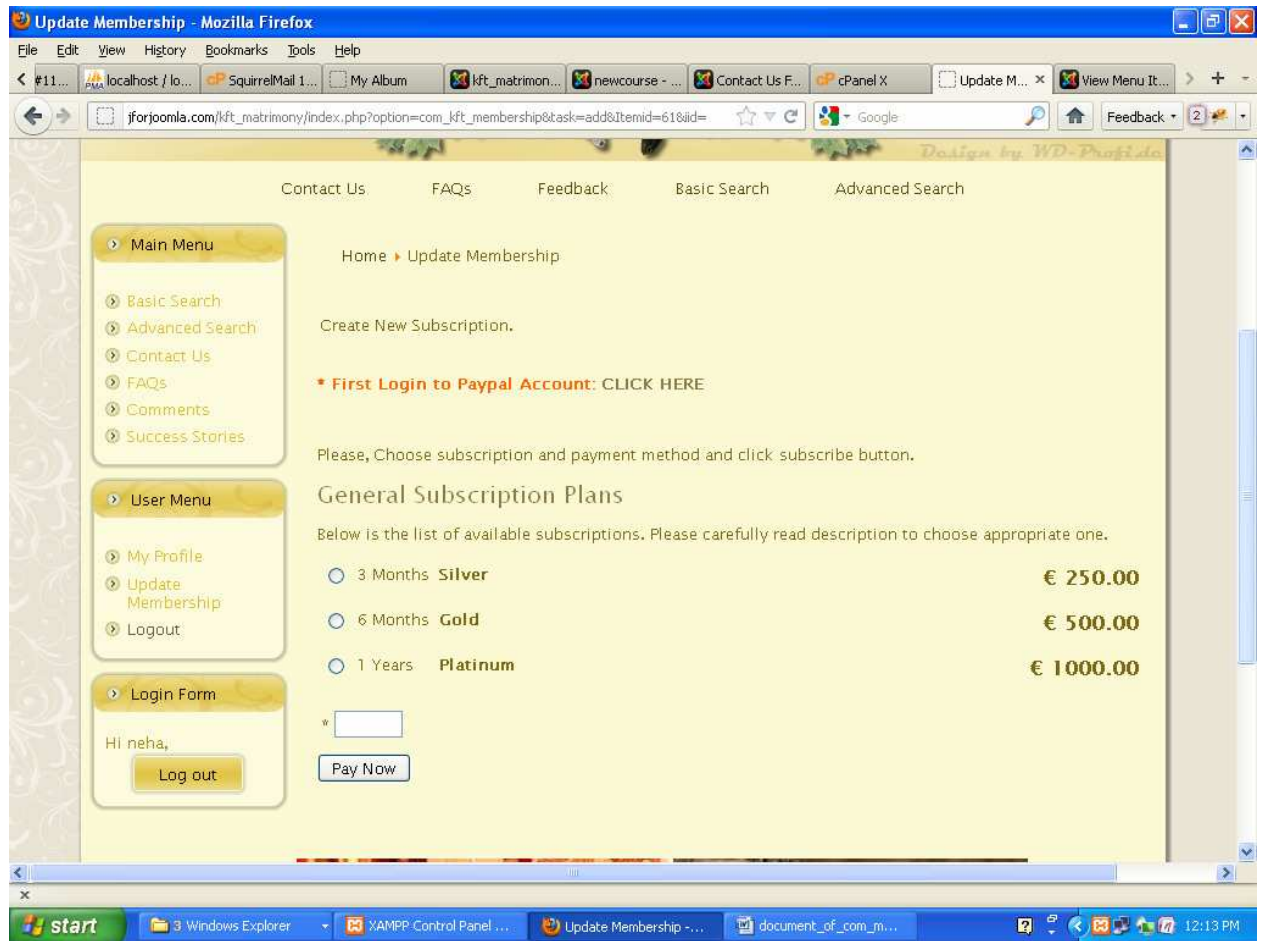
When clicked on These menus at front end ,You can see default layouts.

## [My Profile menu:](#)

The screenshot shows a web browser window titled "Dashboard - Mozilla Firefox" displaying a Joomla! user profile dashboard. The browser's address bar shows the URL: `iforjoomla.com/kft_matrimony/index.php?option=com_kft_matrimony&view=myprofile&layout=dashboz`. The page features a navigation menu with links for "Contact Us", "FAQs", "Feedback", "Basic Search", and "Advanced Search". On the left, there are three menu sections: "Main Menu" (with links to Basic Search, Advanced Search, Contact Us, FAQs, Comments, and Success Stories), "User Menu" (with links to My Profile, Update Membership, and Logout), and "Login Form" (with a "Log out" button). The main content area displays the user's profile for "Neha Jadhav", including a profile picture, a bio ("I am working in Pune. My qualification is B.E.(electronic)."), and a list of navigation links: "Neha Jadhav >> Basic Information >> Education and Career >> Location >> My Family >> About My Preferred Partner >> My Album >> My Vedio >> Add Success History". Below the bio, there are four summary boxes: "Requests Sent ( 2 ) Received ( 0 )", "Messages Sent ( 1 ) Received ( 0 )", "ShortList All ShortList ( 1 )", and "Search List Search List ( 0 )". At the bottom, there are three small thumbnail images. The Windows taskbar at the bottom shows the start button, open applications (Windows Explorer, XAMPP Control Panel, Dashboard - Mozilla Firefox, document\_of\_com\_m...), and the system clock (12:11 PM).

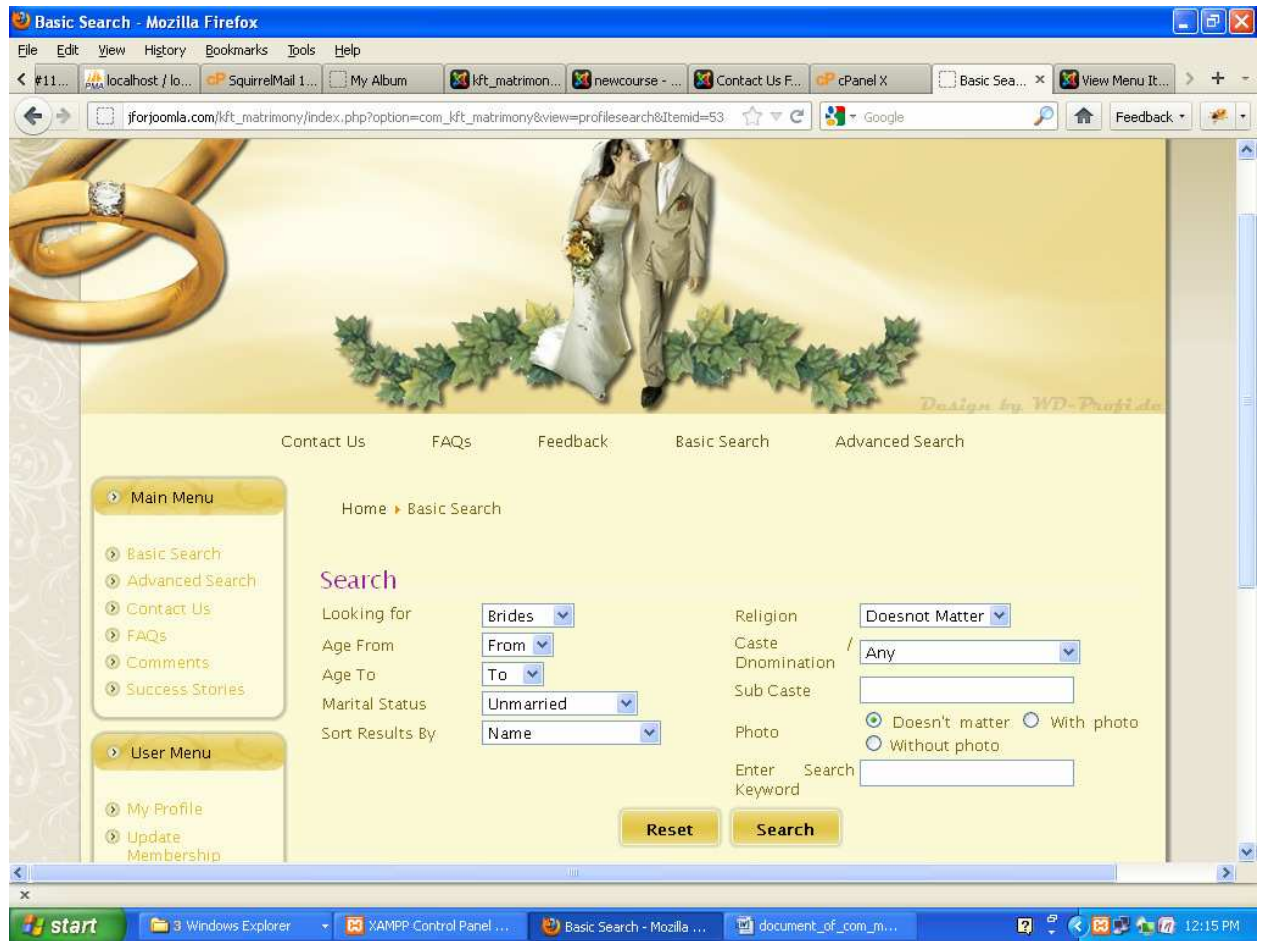
## [Update Membership Menu :](#)

Click link get new subscription .



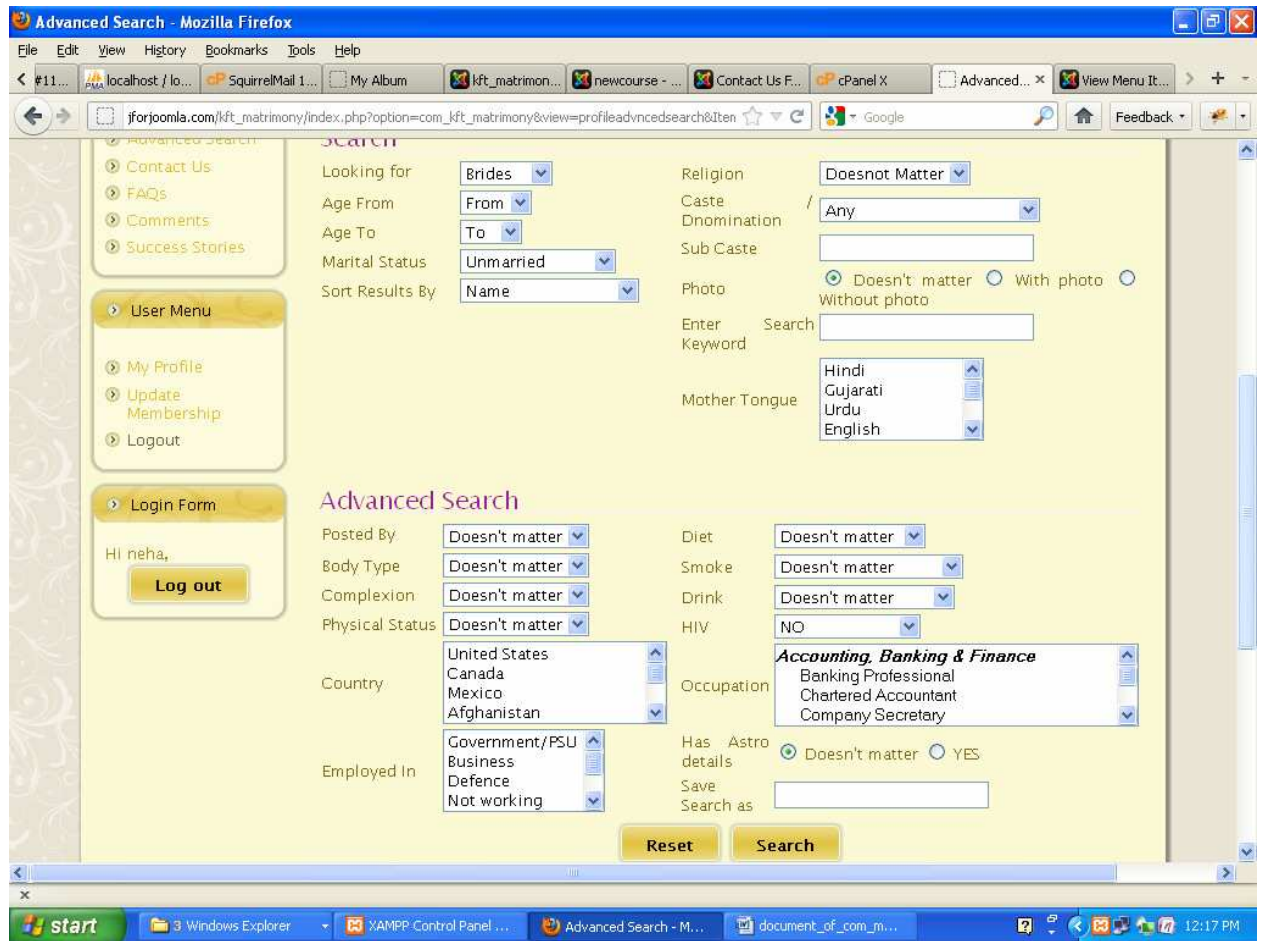
### Basic Search menu :

Register user can do basic and advance search for matrimony profiles. After search matching profiles displayed. He can view profile , print profile page ,add into shortlist ,send message, send request for contact, report abuse for searched profile.



### [Advanced Search menu :](#)

Register user can do basic and advance search for matrimony profiles. After search matching profiles displayed. He can view profile , print profile page ,add into shortlist ,send message, send request for contact, report abuse for searched profile.



### [Contact Us menu :](#)

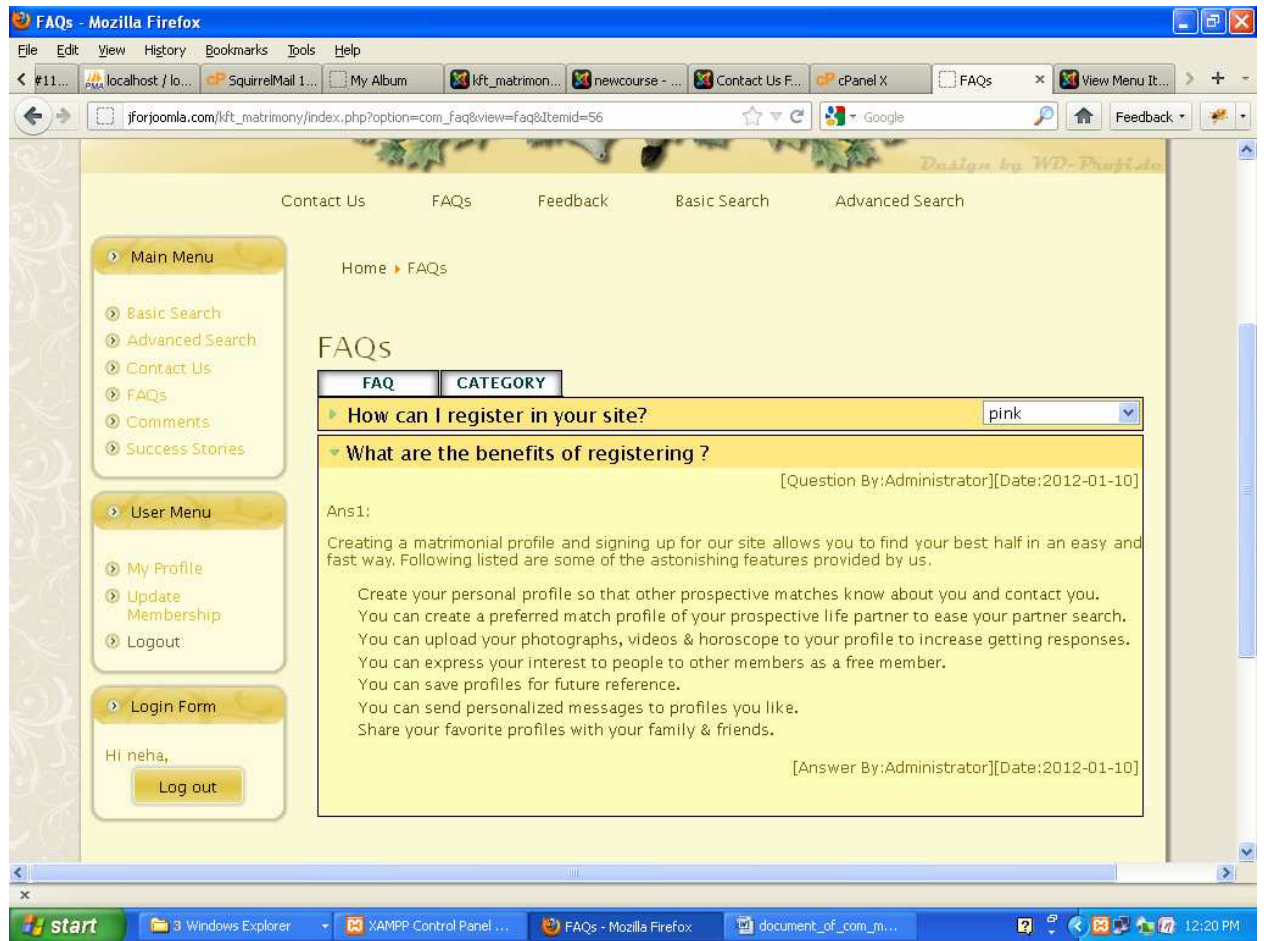
You can see informations of different contacts.



### [FAQs menu :](#)

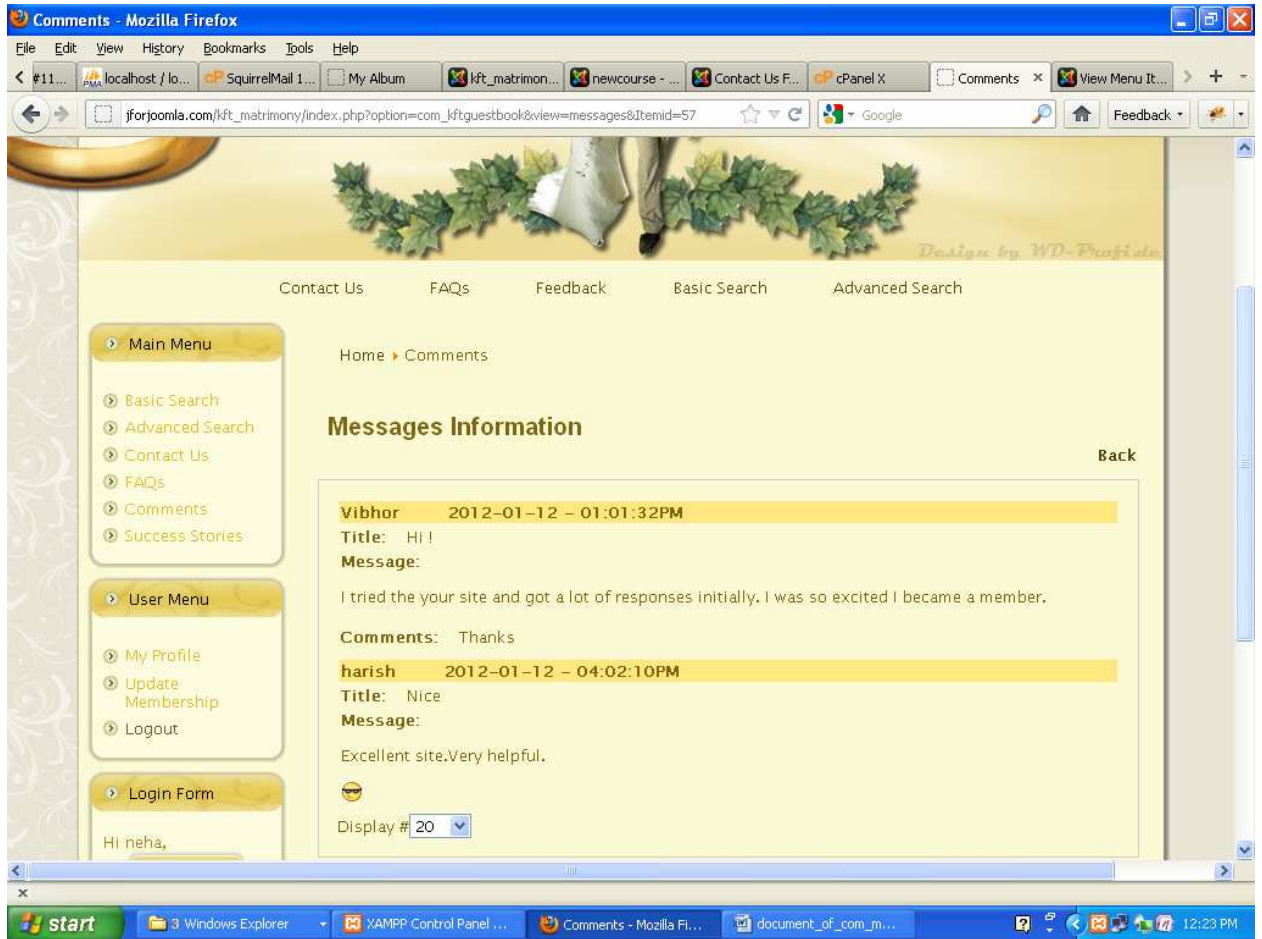
You can see different categories and faqs with answers.

You can also Add Questions and answers also.



### [Comments/Feedback menu :](#)

You can add comments, see all comments , see newly added comments.



### [Success Stories menu :](#)

You can read success stories.

Success Stories - Mozilla Firefox

File Edit View History Bookmarks Tools Help

localhost / lo... SquirrelMail 1... My Album kft\_matrimon... newcourse - ... Contact Us F... cPanel X Success S... View Menu It...

iforjoomla.com/kft\_matrimony/index.php?option=com\_kft\_matrimony&view=successhistory&Itemid=58

Success Stories


User Menu

- My Profile
- Update Membership
- Logout

Login Form


Hi neha,

Log out



**Wedding Date : 2010-09-12**

We would like to say a big thank you to you for helping us find true love. After years of searching for someone special we finally found each other and we just lived around the corner. When we met it was magical and we found an instant connection. We got married on the 12th September 2010 and began our journey to eternity. We always believed that God had made someone out there for everyone but had left it for us to find one another and Shaadi.com helped this dream become reality.



Read More Stories

start 3 Windows Explorer XAMPP Control Panel ... Success Stories - Moz... document\_of\_com\_m... 12:25 PM