

Combination Product Installation and User Manual

I. Installation Manual

Requirements :

Joomla 1.5.x

PHP 5.0.x

Mysql 4.0.x or later

Virtuemart 1.1.3 or later

1> Install Joomla 1.5.x

2> Go to administrator->Extensions->Install/Uninstall

3> Install virtuemart 1.1.3

After installation of virtuemart it asks to “install sample data” or “go directly to

Shop”, this step is very important because in this step it creates virtuemart tables in database. Don't miss this step.

4> Install combi product (com_prodlst) – component installs its required files and

Tables (in database). Also it replaces few files in virtuemart to manage inventory.

Files replaced/overwrite by component :

- i) ps_checkout.php
- ii) ps_order.php
- iii) ps_order_change.php
- iv) ps_order_edit.php

II. User Manual

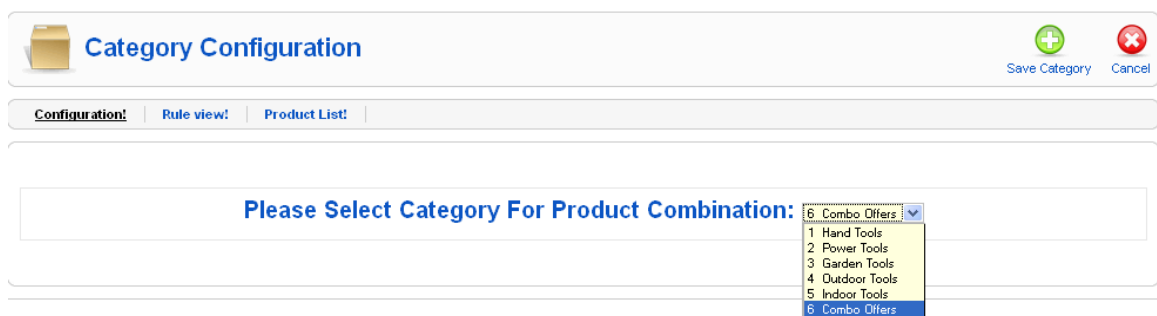
1> Configure prodlist component

Administrator->components->ProductCombi->Configuration

Configuration shows Virtuemart categories (published),
Select category in which you want to list/save your combination products.

Click on save Category Button (top right)

This step helps you to put/save your combination products in desired category.



2> Step to create combination product (virtual product) from existing and published virtuemart products listed in all categories of virtuemart.

Administrator ->Components->ProductCombi->Rule View!



Page shows list of combination products already created.

The screenshot shows the 'Default Rules' interface. At the top, there is a navigation bar with a folder icon and the text 'Default Rules'. To the right of this bar are several action buttons: 'AddNew' (green plus), 'Publish' (green checkmark), 'Unpublish' (red X), 'Featured' (green checkmark), 'UnFeatured' (red X), and 'Delete' (red X). Below the navigation bar are three tabs: 'Configuration!', 'Rule view!' (which is active), and 'Product List!'. The main content area is a table with the following data:

<input type="checkbox"/>	ID	Rule Name	Description	Amount	Published
<input type="checkbox"/>	50	Hammer & Chain Saw	Discounted Price Hammer : \$1.00000 Chain Saw : \$149.99000 ----- Total Price :\$150.99 Combination Product price :\$100 You save :\$50.99	100	<input checked="" type="checkbox"/>

Click on Add new (top right), to create new rule/combination product.

i) This shows list of published virtuemart products.

ii) Select desired products for new combination product by checking/clicking

Respective checkbox in front of product listed. (as shown in image below with

Orange box)




iii) Click on Add Products button (top right) to create the new product.

The screenshot shows the 'Product List' interface. At the top, there is a navigation bar with a folder icon and the text 'Product List'. To the right of this bar are several action buttons: 'Add Products' (green plus, highlighted with an orange box), 'Cancel Rule' (red X), and 'Help' (red X). Below the navigation bar are three tabs: 'Configuration!', 'Rule view!', and 'Product List!'. The main content area is a table with the following data:

<input type="checkbox"/>	Product ID	Category Name	Product Name	Product Description
<input type="checkbox"/>	1	Hand Tools	Hand Shovel	Nice hand shovel to dig with in the yard.
<input type="checkbox"/>	2	Garden Tools	Ladder	A really long ladder to reach high places.
<input type="checkbox"/>	3	Garden Tools	Shovel	Nice shovel. You can dig your way to China with this one.
<input checked="" type="checkbox"/>	4	Garden Tools	Smaller Shovel	This shovel is smaller but you'll be able to dig real quick.
<input checked="" type="checkbox"/>	5	Hand Tools	Nice Saw	This saw is great for getting cutting through downed limbs.
<input type="checkbox"/>	6	Hand Tools	Hammer	A great hammer to hammer away with.
<input type="checkbox"/>	7	Outdoor Tools	Chain Saw	Don't do it with an axe. Get a chain saw.
<input type="checkbox"/>	8	Power Tools	Circular Saw	Cut rings around wood. This saw can handle the most delicate projects.

Steps:

- i) Add Product quantity in orange box no 1 (useful to manage inventory).
- ii) Product or you can add your own attributes in the orange box 2 .
It will show you the product attributes (i.e. size, color of product) as it is present in virtuemart
- iii) In orange box no 3 you add the name of your rule or combination product name.
- iv) In box no 4 Put your discounted Price/combination product Price which you want to Give for the product.
- v) In box no 5 Give the description of the Rule like “this saves your Money”.
- vi) In box no 6 upload image for the Rule (upload large image it automatically creates Thumb image)
- vii) Box 7 for the displaying/publishing product on Site/front End.
- viii) Box 8 Represents Products available in stock (It is Important to Fill the quantity in Hand otherwise it wont allow you to purchase the product from the shop.)
- ix) After filling the information regarded to Rule add the rule as shown in box no 10

 **Rules Manager** 10  

[Configuration!](#) | [Rule view!](#) | [Product List!](#)

Product ID	Product Name	Quantity	Varients/Attributes
4	Smaller Shovel	<input type="text" value="1"/> 1	<input type="text" value="Size,big[+2.99],medi"/> 2
5	Nice Saw	<input type="text" value="1"/>	<input type="text" value="Size,big,small,mediu"/>

Name	<input type="text" value="Write product name"/> 3	Amount	<input type="text" value="\$ 100"/> 4
Description	<input type="text" value="Write your description here."/> 5	Filename:	<input type="text" value="F:\vrish\mediumMAA"/> <input type="button" value="Browse..."/> 6
Publish	<input checked="" type="checkbox"/> 7	Quantity In Hand	<input type="text" value="100"/> 8

It Adds Rule and in of rule/combination product it automatically adds details of individual prices of products (which are included in combination product/ rule, their total price, combination price) and amount buyer saves on buying this combination product.

Default Rules				
Configuration: <u>Rule view!</u> <u>Product List!</u>				
ID	Rule Name	Description	Amount	Published
<input type="checkbox"/>	53	Hammer & Chain Saw	100	<input checked="" type="checkbox"/>

Discounted Price
 Hammer : \$1.00300
 Chain Saw : \$149.99000

Total Price :\$150.99
 Combination Product price :\$100
 You save :\$50.99

Purchase a combination product :

Same as we purchase a product from virtuemart.

When someone purchases a combination product, inventory is also managed by our product.

The screenshot shows a Joomla! shop interface. At the top, there's a banner for 'J-Shopping' with a navigation menu: Home, Demo Content, Joomla! License, More about Joomla!, FAQ, Shop Online, and Combination Product. Below the banner is a 'Newsflash' section. The main content area is titled 'Main Menu' and 'COMBI PRODUCT'. The 'COMBI PRODUCT' section features a 'COMBO OFFER!!!' graphic. The 'Key Concepts' section is partially visible. The 'Combo Offers' section is the primary focus, displaying three products:

- Hammer & Chain Saw**: Price \$108.25. Includes an image of a hammer and chain saw. Average customer rating: 5 stars (Total votes: 0).
- Hammer & shovel**: Price \$108.25. Includes an image of a hammer and shovel. Average customer rating: 5 stars (Total votes: 0).
- Ladder Shovel**: Price \$120.16. Includes a 'PRODUCT Image Unavailable' placeholder. Average customer rating: 5 stars (Total votes: 0).

The 'Order by' dropdown is set to 'Product Name'. The breadcrumb trail is 'Home > Shop Online > Combo Offers'.